




























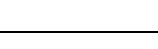


































CODIGO	MARCA	DESCRIPCION	COMB.	CANT	MEDIDAS	CABEZA	Nº ORIGINAL	JUEGOS EN LOS QUE APLICA			P. FINAL
								TC	JR / SJ /	JD	
BU-068	AUDI	100D/TD/TDI AVANT 5000D/TD A6TDI 1985/.. - 2,0/2,4/2,5 - CN/NC/AA5/3D AT/ABP/AEL/1T	Diesel	12	M12 x 1,75 x 115	Dodecagonal interior con arandela	068103384A				\$ 26.238
BU-069	AUDI	COUPE 80 100 200 500 4000 5000 5 CILINDROS - 2,2 - JY/KG/KH/KJ/WJ/WK/WS		12 12	M11 x 1,5 x 98 Arandelas A11,5 x 21,5 x 4H	Dodecagonal interior con cuello y arandela	049103384B 049103385				\$ 18.349
BU-052	CHEVROLET DAEWOO FIAT SUZUKI	CORSA CELTA EFI MPFI CHEVY GL COMBO ASTRA TIGRA KADETT MERIVA RACER LANOS NEXIA CIELO ESPERO KALOS LEMANS STYLO PALIO/FLEX STILO STRADA IDEA G2/G3 FUN - 1,0/1,2/1,3/1,4/1,5/1,6/1,8 - C10NE MPFI 8V (SOHC/VHC) OHC C12NZ 12NZ EFI MPFI B10Z C14SE/X14NZ/LQ5 C14NZ/NV OHC G15MF E16SE/NE/NZ C16LZ/NZ/SV C16 SE/X16 SZR 8V POWERTRAIN OHC 171/190 MPFI 8V F14S3 G15MF OHC171190 17241C1 C10NE MPFI 8V (SOHC)		10	M10 x 1,25 x 140	Torx con flange	9330481 90469101 711490	TC-106-15 TC-125-15 TC-165-15 TC-165-MG TC-597-15 TC-597-MG TC-705-15 TC-705-MG JR-540-15 SJ-270 SJ-319 SJ-333 SJ-374 SJ-466 SJ-478 SJ-521	JR-319-15 JR-333-15 JR-373-15 JR-374-15 JR-466-15 JR-473-15 JR-478-15 JR-521-15 JD-540-15	JD-168-15 JD-319-15 JD-333-15 JD-374-15 JD-466-15 JD-473-15 JD-478-15 JD-521-15 JD-540-15	\$ 16.232
BU-051	CHEVROLET	CORSA COMBO CELTA TIGRA CHEVY ASTRA CAVALIER ASCONA CHEVY GL MPFI VECTRA KADETT - 1,0/1,2/1,4/1,5/1,6 - OHC C12NZ 12NZ EFI MPFI B10Z EFI C14NZ/NV OHC C14SE/X14NZ/LQ5 G15MF E16SE/NE/NZ OHC C16LZ/NZ/SV C16 SE/X16 SZR 8V		10	M10 x 1,25 x 140	Hexagonal con cuello especial	90005PM3004	TC-125-15 TC-597-15 TC-705-15 TC-705-MG JR-540-15 SJ-270 SJ-333 SJ-374 SJ-478	JR-333-15 JR-373-15 JR-374-15 JR-478-15 JD-540-15	JD-168-15 JD-333-15 JD-374-15 JD-478-15 JD-540-15	\$ 15.276
BU-176	CHEVROLET	CORSA COMBO CELTA TIGRA CHEVY ASTRA CAVALIER ASCONA CHEVY GL MPFI VECTRA KADETT - 1,0/1,2/1,4/1,5/1,6 - OHC C12NZ 12NZ EFI MPFI B10Z EFI C14NZ/NV OHC C14SE/X14NZ/LQ5 G15MF E16SE/NE/NZ OHC C16LZ/NZ/SV C16 SE/X16 SZR 8V		10	M10 x 1,25 x 136	Torx con ala ancha		TC-125-15 TC-597-15 TC-705-15 TC-705-MG JR-540-15 SJ-270 SJ-333 SJ-374 SJ-478	JR-333-15 JR-373-15 JR-374-15 JR-478-15 JD-521-15 JD-540-15	JD-168-15 JD-333-15 JD-374-15 JD-478-15 JD-521-15 JD-540-15	\$ 16.916
BU-002	CHEVROLET FIAT	CORSA 1998/... CORSA II MERIVA TIGRA ASTRA VECTRA PALIO FASE II - 1,0/1,6/1,8 - MPFI (DOHC) C16XE/XEL/Y16XE L79/ALX DOHC 16V		10	M10 x 1,25 x 153	Torx con flange y arandela	90412701 0607960	TC-160-15 TC-552-15 TC-552-MG TC-896-15 SJ-125 SJ-522	JR-123-15 JR-522-15 JR-553-15 JR-553-MG	JD-131-15 JD-522-15	\$ 22.298
BU-238	CHEVROLET	CORSA CLASSIC CELTA - 1.4 - G3 (CON BULÓN CABEZA ESPECIAL PARA TAPA VALVULA)		8 2	M10 x 1,25 x 136 M10 x 1,25 x 136	Torx con ala ancha Hexagonal especial con ala		TC-597-15	JR-597-15	JD-597-15	\$ 20.355
BU-171	CHEVROLET DAEWOO	AVEO NUBIRA OPTRA LACETTI KALOS NUBIRA - 1,4/1,6 - F14D3/F16D3 16V		10	M10 x 1,25 x 166	Hexagonal con ala	607242 5094005027 94501031	TC-795-15 TC-796-15 TC-795-MG TC-796-MG SJ-551 SJ-552	JR-551-15 JR-552-15 JR-551-MG JR-552-MG	JD-551-15 JD-552-15 JD-551-MG JD-552-MG	\$ 23.460
BU-001	CHEVROLET	CORSA COMBO ASTRA - 1,7 - 4EE1 Y17 DIT/DTL (DOHC) 16V TD	Diesel	10	M12 x 1,5 x 100	Hexagonal interior con arandela	0607939 94320618	TC-512-20 TC-512-MG TC-905-20 TC-905-MG	SJ-274 SJ-502	JD-274-ST JD-502-ST	\$ 24.176













CODIGO	MARCA	DESCRIPCION	COMB.	CANT	MEDIDAS	CABEZA		Nº ORIGINAL	JUEGOS EN LOS QUE APLICA			P. FINAL
									TC	JR / SJ /	JD	
									TC-602-20			
									TC-602-MG			
BU-063	CHEVROLET DAEWOO	MONZA ASTRA KADETT VECTRA REKORD IPANEMA LUV S10 CAVALIER ESPERO ARANOS PRINCE LEMANS - 1,8/2,0/2,2 - C18NE/SE C20NE/LE/NF/SEH/SER OHC 20NEJ		10	M11 x 1,25 x 137	Torx interior con ala		607685 90444861 93294943	TC-612-15	JR-380-15	JD-380-15	\$ 15.932
									TC-614-15	JR-480-15	JD-480-15	
									TC-712-15	JR-481-15	JD-481-15	
										JR-520-15	JD-520-15	
										SJ-380		
										SJ-480		
										SJ-481		
BU-064	CHEVROLET DAEWOO	VECTRA ASTRA ZAFIRA SINTRA OPTRA LEGANZA NUBIRA I/II MAGNUS - 2,0/2,2 - X20SED/XEV X22XE 8V MPFI (SOHC) / L34 16V (DOHC)		10	M11 x 1,25 x 105	Torx interior con arandela		90466480 607256 802970	TC-589-15	JR-530-15	JD-530-15	\$ 21.398
									TC-589-MG	JR-537-15	JD-537-15	
									TC-712-15	JR-538-15	JD-538-15	
										JR-554-15		
										JR-554-MG		
										SJ-530		
										SJ-537		
BU-504	CHEVROLET ISUZU	PICK UP LUV TROOPER AMIGO - 2,3 - 4ZD1		10	M12 x 1,5 x 102	Hexagonal interior con arandela			TC-116-15	JR-122-15	JD-222-15	\$ 66.980
										SJ-122		
BU-506	CHEVROLET ISUZU	ELF250 NKR NHR54 TROOPER LUV - 2,5/2,7/2,8 - 4JA1/4JB1/T	Diesel	18	M11 x 1,5 x 122	Hexagonal			TC-736-07			\$ 39.421
BU-073	CHEVROLET VAUXHALL	VECTRA CALIBRA 1989/.. OMEGA 1994/99 SINTRA 1996/99 - 2,5/5,6/3,0/3,2 - C25XE/X25XE T26 X30XE Y32SE Z32SE DOHC 24V		8	M11 x 1,25 x 105	Torx interior con arandela		90466480 607256				\$ 19.336
BU-065	CHEVROLET	SUPER SPECIAL RALLY SPORT 400/63 SS 62/681 400 64/72 SILVERADO CHEYENNE P-UP CHEVY 7B 68/78 MALIBU SILVERADO C20 CUSTOM P-UP C10 89/... - 3,2/3,8/4,0/4,1 - 194 230 250		14	1/2-13 x 3``5/8 (92mm)	Hexagonal			TC-156-15	JR-117-15	JD-103-15	\$ 24.176
									TC-524-15	JR-232-15		
										JR-334-15		
BU-500	CHEVROLET ISUZU	ELF 250 NKR/TLD/KT - 3,3/3,6 - 4BC2	Diesel	4 14	M12 x 1,5 x 102 M12 x 1,5 x 115	Hexagonal con ala						\$ 82.846
BU-172	CHEVROLET MAXION	GMD20 D40 P-UP GMC 6150/6100 F1000 S4/S4T PLUS - 4,0 - MAXION S4	Diesel	8 12 2	1/2 - 20UNF x 103 1/2 - 20UNF x 119 1/2 - 20UNF x 140	Hexagonal con ala		70740855/70740 342	TC-450-20	JR-281-20	JD-281-20	\$ 51.497
								70740854/70740 341		SJ-281		
								70740853/70740				
BU-524	CUMMINS	SERIE 4 B/BT/BTA - 3,9	Diesel	4 10	M12 x 1,75 x 70 M12 x 1,75 x 120	Hexagonal con flange		3920779 3920780	TC-575-17	JR-292-17	JD-276-ST	\$ 28.037
BU-244	CUMMINS	FORD C815E/ C1317E/ C1517E/ C1717E/ F250 VOLKSWAGEN 8150E/ 9150E/ 13170E/ 15170E/ 15190E - 3,9 - ISBE	Diesel	8 10	M12 x 1,75 x 128 M12 x 1,75 x 148	Hexagonal			TC-723-07	-	JD-312-07	\$ 43.489
									TC-724-07		JD-312-ST	
BU-182	CUMMINS	SERIE 4B/BT 6B/BT - 3,9/5,9	Diesel	2	M12 x 1,75 x 180	Hexagonal con flange			TC-575-17	JR-292-17	JD-276-ST	\$ 8.008
									TC-576-17	JR-297-17	JD-277-ST	
BU-525	CUMMINS	SERIE 6 B/BT - 5,9	Diesel	6 14	M12 x 1,75 x 70 M12 x 1,75 x 120	Hexagonal con flange		3920779 3920780	TC-576-17	JR-297-17	JD-277-ST	\$ 39.150
BU-245	CUMMINS	FORD CARGO 1722E/ 2422E/ 2622E/ 2626E VOLKSWAGEN 17230EOD/ 17250E/ 23250E/ 24250E/ CONSTELLATION 17250/ 24250 IVECO EURO CARGO 230 /24 TECTOR 170/25T/240/25S/260/25 - 5,9 - ISBE	Diesel	12 14	M12 x 1,75 x 128 M12 x 1,75 x 148	Hexagonal			TC-585-07	JR-556-07	JD-313-07	\$ 61.870
									TC-586-07		JD-314-ST	
											JD-556-07	
											JD-556-ST	
BU-251	CUMMINS	FORD CARGO 1722E VOLKSWAGEN CONSTELLATION 250 - 5.9 - ISB	Diesel	26	M12 x 1,75 x 128	Hexagonal			TC-585-07	JR-313-07	JD-313-ST	\$ 52.484


















CODIGO	MARCA	DESCRIPCION	COMB.	CANT	MEDIDAS	CABEZA	Nº ORIGINAL	JUEGOS EN LOS QUE APLICA			P. FINAL
								TC	JR / SJ /	JD	
BU-251	CUMMINS	6 CIL.	Diesel	20	M12 x 1,75 x 120	Hexagonal		TC-586-20		JD-313-07	\$ 32.404
BU-516	CUMMINS	SERIE 6 C/CT/CTA BUS CAMIÓN AGRICOLA - 8,3	Diesel	14 12	M14 x 2 x 160 M14 x 2 x 80	Hexagonal con ala		TC-577-20	JR-280-20	JD-280-ST	\$ 66.678
BU-250	CUMMINS	FORD CARGO 1832E VOLKSWAGEN CONSTELLATION 19-320 - 8.3 - ISC ELECTRONICO	Diesel	26	M14 x 2 x 160	Hexagonal con ala		TC-740-07	JR-314-07	JD-314-ST	\$ 75.944
								TC-740-20		JD-314-07	
BU-168	DAEWOO	DAMA TICO LABO MATIZ - 0,8 - F8CV		8	M10 x 1,25 x 97	Hexagonal con ala		TC-118-15			\$ 33.148
BU-501	DEUTZ	CAMION 913 DD1000 DD9000 TRACTOR AX80/100/120 F7000 F350 - 3.1/4.1/5.1/6.1 - BF-3L913 BF-4L913 BF-5L913 BF-6L913	Diesel	4	M12 x 1,75 x 210	Hexagonal con cuello especial	02101681	1022700	JR-262-17		\$ 75.944
									JR-263-17		
									JR-264-17		
									JR-265-17		
									JR-266-17		
BU-502	DEUTZ	TRACTOR A46 69/75 A65 74/78 1114/2114 2 CIL. A65 69/78 1114/2114 3 CIL. A85 69/78 1114/2114 4 CIL. A130 A144 1969/78 1114/2114 6 CIL. - 2,9/3,2/4,4/4,8/5,8/6,38,7/9,5 - AF2L AF3L AF4L A/BF6L 1114/2114	Diesel	4	M14 x 2 x 345	Hexagonal	02130281		JR-255-2C		\$ 204.850
									JR-240-3C		
									JR-241-4C		
									JR-242-6C		
BU-503	DEUTZ	TRACTOR A46 69/75 A65 74/78 1114/2114 2 CIL. A65 69/78 1114/2114 3 CIL. A85 69/78 1114/2114 4 CIL. A130 A144 1969/78 1114/2114 6 CIL. - 2,9/3,2/4,4/4,8/5,8/6,38,7/9,5 - AF2L AF3L AF4L A/BF6L 1114/2114	Diesel	4	M14 x 2 x 365	Hexagonal	02130282		JR-255-2C		\$ 225.086
									JR-240-3C		
									JR-241-4C		
									JR-242-6C		
BU-074	ESTANCIER A	CONTINENTAL BAQUEANO BERGANTIN 57/64 6 CIL. - 3,7 - L226		33	3/8"-16 x 70 (2"3/4)	Hexagonal		TC-199-01	JR-135-05		\$ 52.484
								TC-199-05			
BU-075	FIAT	600 ERS/DER 750 770 800 850 SEAT: 133 - 0,8 - 100D/170R		1 8 1	M8 x 1,25 x 60 M8 x 1,25 x 90 M8 x 1,25 x 95	Hexagonal		TC-208-15	JR-137-15	JD-104-15	\$ 10.014
								TC-208-18			
BU-009	FIAT	UNO SMART CINQUECENTO PALIO SIENA STRADA - 1,0/1,1/1,3/1,4 - 156A2000/2246 146C3000 FIRE 8V MPI		10	M9 x 1,25 x 96	Hexagonal con flange	769619710 55187738	TC-448-15	JR-352-15	JD-352-15	\$ 11.750
								TC-725-15	JR-492-15	JD-492-15	
								TC-448-MG	JR-496-15	JD-496-15	
								TC-725-MG	JR-496-MG	JD-496-MG	
									SJ-352		
BU-053	FIAT	PALIO SIENA STILO- 1,0/1,3 - FIRE 16V		10	M9 x 1,25 x 87	Spline interior con ala	7795992	TC-726-15	JR-493	JD-493	\$ 12.434
								TC-726-MG	SJ-493		
BU-004	FIAT	UNO MILLE PALIO/MPI SIENA 147 PREMIO TREND - 1,0/1,3/1,5 - 146B 127AB/2C ED/EDX MPI/EL MPI	Diesel	5 4 5	M12 x 1,25 x 140 M8 x 1,25 x 80 M10 x 1,25 x 96+20	Hexagonal con ala	7581743 16233830 7635689	TC-504-15	JR-353-15	JD-138-ST	\$ 18.652
								TC-536-15	JR-369-15	JD-353-15	
								TC-608-20	JR-383-15	JD-369-15	
									SJ-235	JD-383-15	
									SJ-353		
BU-529	FIAT	128 147 SPAZIO EUROPA 1100 71/83 FIORINO UNO 70 REGATTA DUNA - 1,1/1,3/1,5 - 128A.038 128A1 138B2 831B		5 5	M12 x 1,25 x 104 M12 x 1,25 x 80 (+24)	Hexagonal	46430687 46430688	TC-209-15	JR-138-15	JD-108-15	\$ 0
								TC-209-18	JR-230-15	JD-109-15	
								TC-405-15			
								TC-405-18			
BU-006	FIAT	SPAZIO DUNA UNO VIVACE PALIO SIENA FIORINO TEMPRA EUROPA REGATTA 85 RITMO PREMIO UNO 75CV I.E - 1,4/1,5/1,6 - 149C1.000 138/C3.048 MOTOR TIPO 146C1/5/6 159A2/A3 160A1/A2835A		5 5	M10 x 1,25 x 98 M10 x 1,25 x 84	Hexagonal con flange	46430688 46430687	TC-454-15	JR-294-15	JD-121-15	\$ 11.750
								TC-534-15	JR-340-15	JD-135-15	
								TC-535-15	JR-341-15	JD-136-15	
								TC-535-18	JR-384-15	JD-137-15	
								TC-537-15	SJ-121		
BU-008	FIAT	PALIO SIENA BRAVO MAREA STRADA - 1,6 - TORQUE 16V 182A4 182A6 185A3 186A4 178B		10	M10 x 1,25 x 101	Spline interior con flange	7758731	TC-618-15	JR-382-15	JD-382-15	\$ 16.351
									SJ-382		


























CODIGO	MARCA	DESCRIPCION	COMB.	CANT	MEDIDAS		CABEZA	Nº ORIGINAL	JUEGOS EN LOS QUE APLICA			P. FINAL	
									TC	JR / SJ /	JD		
BU-243	FIAT	PALIO GRAND SIENA PUNTO BRAVO IDEA LINEA STRADA WEEKEND DOBLO - 1.6 - ETORQ FLEX 16V // 55223509		10	M10 x 1,5 x 149	Hexagonal con flange y arandela			TC-934	JR-734	JD-734	\$ 22.091	
									TC-935	JR-735	JD-735		
										SJ-734			
										SJ-735			
BU-005	FIAT	DUNA FIORINO UNO TIPO PALIO TEMPRA DUCATO SIENA - 1,7/1,9 - 149B 176A 160D DIESEL	Diesel	10	M12 x 1,25 x 134	Spline interior con cuello		7653650	TC-615-20	SJ-246	JD-152-ST	\$ 18.652	
									TC-615-MG				
BU-054	FIAT IVECO	DUCATO TD/TDS/TDSE 1990/... MAXI IVECO: DAILY TURBO 1990/...(ASPIRADO Y TURBO) - 2,5 - 8140.21 INY. DIRECTA 8140.27/S 8140.47 8140.63D	Diesel	14 8	M12 x 1,25 x 160 M12 x 1,25 x 117	Hexagonal con flange y arandela		4854648 4828150				\$ 54.872	
BU-003	FIAT IVECO RENAULT	DUCATO TD NUOVO DUCATO DAILY 30.8/35.8 TD TURBO DAILY/INTERCOOLER 3010 3510 4010 4510 4910 3512 4012 4512 4912 5912 MASTER TRAFIC - 2,5/2,8 - 8140.67/S8U 8140.27/S 8140.47/R/S/X230 8140.23/43 8140.67/S8U	Diesel	10 12	M12 x 1,25 x 160 M12 x 1,25 x 117	Hexagonal con flange y arandela		4854648 4828150 760280 760290	TC-823-20	SJ-450	JD-450-ST	\$ 53.169	
									TC-823-MG	SJ-501	JD-501-ST		
									TC-908-20	SJ-550	JD-550-ST		
									TC-908-MG				
BU-213	FIAT	DUCATO 14/TDS DUCATO 18 MAX/TDS 4 CIL.	Diesel	14 8	M12 x 1,25 x 160 M12 x 1,25 x 90	Hexagonal con flange y arandela			TC-823-20	SJ-450	JD-450-ST	\$ 51.792	
									TC-823-MG	SJ-526	JD-526-ST		
									TC-898-20				
									TC-898-MG				
BU-212	FIAT	FIAT DUCATO IVECO DAILY RENAULT MASTER D/TD 1989/...	Diesel	10 12	M12 x 1,25 x 160 M12 x 1,25 x 90	Hexagonal con flange y arandela					\$ 50.391		
BU-082	FIAT	CAMIÓN 150 TURBO EUROCARGO 230/260 - 5,9 - 8060.25/45	Diesel	26	M12 x 1,25 x 122	Hexagonal con ala			TC-232-20	JR-306-20	JD-306-20	\$ 48.122	
										SJ-261	JD-306-ST		
BU-013	FORD	FIESTA KA COURIER - 1,0/1,3 - OHV (HCS) OHV/CLX/HCS ENDURA		10	M11 x 1,5 x 121	Hexagonal con flange		6184406 89BM6065DA	TC-596-15	JR-356-15	JD-169-15	\$ 45.367	
BU-022	FORD	FIESTA KA ECOSPORT COURIER - 1,0/1,6 - ZETEC ROCAM ZL 8V		10	M11 x 1,5 x 163	Torx interior con ala y punta piloto		XS6E6065AC	TC-897-15	JR-523-15	JD-523-15		\$ 21.462
											SJ-267		
									TC-727-15	JR-388	JD-388		
									TC-727-MG	SJ-388	JD-389		
BU-241	FORD	FIESTA KA ECOSPORT COURIER - 1,0/1,6 - ZETEC ROCAM ZL 8V (Con bulones adicionales de cadena de distribucion)		10 2	M11 x 1,5 x 163 M8 x 1,25 x 50	Torx interior con ala y punta piloto		XS6E6065AC	TC-728-15	JR-389		\$ 23.969	
										TC-728-MG	SJ-389		
									TC-727-15	JR-388	JD-388		
									TC-727-MG	SJ-388	JD-389		
BU-120	FORD CITROEN PEUGEOT	FIESTA ECOSPORT FUSON TDCI C1 C2 C3 XSARA HDI FIESTA ECOSPORT C3 C2 HDI XSARA HDI 206 TDI 307 - 1,4 - DURATORQ DV4TD F6JA/B F6JA/B	Diesel	10	M11 x 1,5 x 147	Torx con flange y punta piloto			TC-728-15	JR-389		\$ 19.129	
										TC-728-MG	SJ-389		
									TC-885-20	SJ-541	JD-541-ST		
									TC-885-MG	SJ-542	JD-542-ST		
BU-012	FORD	FIESTA FOCUS COURIER PUMA - 1,4 - ZETEC SE 16V		10	M10 x 1,5 x 143	Torx interior con ala		1102783 98MM6065A1A	TC-892-20			\$ 18.652	
									TC-906-15	JR-535-15	JD-535-15		
BU-079	FORD	SIERRA L/GL 84/... - 1,6 - OHC		10	M12 x 1,75 x 93	Torx interior			TC-906-MG	SJ-535		\$ 18.652	
									TC-453-15	JR-296-15	JD-296-15		
BU-011	FORD	ESCORT FIESTA ORION MONDEO XR2 XR3 - 1,8/2,0 - ZETEC 16V		10	M10 x 1,5 x 102	Torx interior con ala		1024355 928M6065BD	TC-629-15	JR-390-15	JD-390-15	\$ 15.873	
									TC-630-15	JR-391-15	JD-391-15		
										JR-392-15	JD-392-15		
										JR-393-15	JD-393-15		
										SJ-390			
										SJ-392			
BU-010	FORD	FIESTA FOCUS COURIER ESCORT MONDEO ORION SIERRA - 1,8 - D18 T/TI TDDI/TDCI DURATORQ DIESEL BHDA/BHDB	Diesel	10	M12 x 1,75 x 137	Torx interior con cuello		6732295 91FF6065AB	TC-637-20	SJ-265	JD-166-ST	\$ 20.506	
									TC-637-MG	SJ-379	JD-379-ST		
									TC-263-20				
									TC-263-MG				
BU-246	FORD	RANGER XL 4X2/4X4 TRANSIT 2006/... DUCATO JUMPER BOXER HDI 2006/... - 2.2 - PUMA TDCI 4HU/HV	Diesel	8 10	M8 x 1,25 x 121 M10 x 1,5 x 160	Hexagonal con ala			TC-695-MG	SJ-560	JD-560-ST	\$ 44.953	




























CODIGO	MARCA	DESCRIPCION	COMB.	CANT	MEDIDAS	CABEZA	Nº ORIGINAL	JUEGOS EN LOS QUE APLICA/			P. FINAL	
								TC	JR / SJ /	JD		
BU-249	FORD	RANGER 2011/... TRANSIT - 2.2 - DURATORQ TDCI 16V	Diesel	8 10	M8 x 1,25 x 121 M10 x 1,5 x 140	Hexagonal con ala					\$ 45.582	
BU-014	FORD	TRANSIT - 2.5 - 4EB/BC/CA/FB/CC/FA/FC/FD 4HC/EA/HB/HC/EB/EC 4CB 4GA/GB/GC/FC/GB/GE/GD	Diesel	18	M12 x 1,75 x 91	Hexagonal con flange		6093964 844F6065AA	TC-201-20	SJ-273	JD-717-ST	\$ 75.944
									TC-201-MG			
BU-239	FORD	RANGER TD BR 2000/... - 2.8 - POWER STROKE	Diesel	4 4 10	M8 x 1,25 x 117 M12 x 1,5 x 100 M12 x 1,5 x 140	Hexagonal con flange			TC-793-20	SJ-272	JD-174-ST	\$ 33.148
									TC-793-MG			
BU-061	FORD	FALCON 4/7 BANCADAS FALCON SP 73/... F100 FAIRLANE 69/... - 2,8/3,1/3,6 - 170/187 4B 187/188/221 7B MAX-ECONO 7B		14	7/16-14 x 83	Hexagonal			TC-250-15	JR-161-15	JD-101-15	\$ 18.652
										JR-164-15	JD-146-15	
										JR-268-15		
										JR-337-15		
BU-247	FORD	RANGER XLS/XLT 4X2/4X4 TDCI 2013/... - 3.2 - PUMA TDCI ETGV	Diesel	10 12	M8 x 1,25 x 121 M10 x 1,5 x 160	Hexagonal con ala			TC-696-MG	SJ-561	JD-561-ST	\$ 58.701
BU-081	HONDA	ACCORD III AERO DECK 1985/.. CA4/CA5 SOHC 12V - 1,6/2,0 - A16A1/A20A1 A2/A3/A4		10	M11 x 1,5 x 108	Hexagonal con ala						\$ 14.496
BU-083	IVECO	ESPÁRRAGO	Diesel	8	M14-M12 x 2,00 x 170	Espárrago		ED-540440				\$ 31.086
BU-084	JEEP	IKA 4 CIL. BERGANTIN CONTINENTAL - 2,5 - 4L/151		23	3/8"-16x70 (2"3/4)	Hexagonal			TC-301-02	JR-178-05		\$ 36.579
									TC-301-05			
BU-520	KIA MAZDA	BESTA BONGO CERES ASIA ROCSTA E2000 626 CAPELLA E/B2200 - 2,0/2,2 - HW R2 RF	Diesel	10	M12 x1,5 x 113	Dodecagonal con ala			TC-120-20			\$ 54.546
BU-507	KIA	K3500 CAMIÓN TRADE - 3,5 - K3500	Diesel	11 7	M12 x 1,25 x 121 M12 x 1,25 x 150	Dodecagonal con ala y cuello						\$ 128.428
BU-219	M. BENZ	SPRINTER C200/220 E200/220 - 2,2 - OM 611 MB 611.960/61/80/81	Diesel	10	M12 x 1,75 x 102	Torx (E18)		6119900322		SJ-543		\$ 17.959
BU-521	M. BENZ	240D/TD/GD 207 307 407 507 510D L406 407 O309D MB100/120/130140/150/170/180D - 2,4 - MB616	Diesel	4 8 6	M12 x 1,75 x 103 M12 x 1,75 x 118 M12 x 1,75 x 143	Torx interior			TC-732-07	JR-303-20		\$ 103.559
									TC-775-07	SJ-303		
BU-220	M.BENZ	SPRINTER CDI C270 C30 CLK270 E270 ML270 G270 - 2,7 - OM612 20V 5 CIL.	Diesel	12	M12 x 1,75 x 102	Torx (E18)		6119900322				\$ 22.091
BU-221	M.BENZ	E320 S320 CDI - 3,0 - OM 613 24V 6 Cil.	Diesel	14	M12 x 1,75 x 102	Torx (E18)		6119900322				\$ 25.553
BU-017	M. BENZ	L608 D/UNIMOG 66/...- 3,8 - OM 314	Diesel	17	M12 x 1,75 x 110	Dodecagonal con ala		3669900301	TC-442-20	JR-284-20		\$ 29.677
										SJ-284		
BU-018	M. BENZ	O140 L/1112 68/76 1114 L1514 57/... 1114 O140 72/... 1517 1518 78/... 1215 1620/OHL1320 1420 - 5,1/5,7/6,0 - OM321 OM352 OM366/A/LA	Diesel	25	M12 x 1,75 x 110	Dodecagonal con ala		3669900301	TC-328-20	JR-184-20	JD-123-20	\$ 40.376
										JR-258-20	JD-123-ST	
										JR-271-20	JD-157-20	
										JR-272-20	JD-157-ST	
										JR-275-20	JD-172-20	
										JR-364-20	JD-172-ST	
										SJ-128	JD-177-20	
										SJ-231	JD-177-ST	



















CODIGO	MARCA	DESCRIPCION	COMB.	CANT	MEDIDAS		CABEZA	Nº ORIGINAL	JUEGOS EN LOS QUE APLICA			P. FINAL
									TC	JR / SJ /	JD	
										SJ-263		\$ 17.601
										SJ-282		
										SJ-283		
BU-019	M. BENZ	OH1419 1517 L/LK/LS 1519 2219 521 1526 0371 BUS 1926 - 9,6/10,8/11,6 - OM355 OM346 MB346.910/19/40/47/51/53	Diesel	8	M12 x 1,75 x 130	Hexagonal con ala		3269900101	TC-714-07	JR-482-07		\$ 36.101
									TC-715-07	JR-483-07		
									TC-830-07			
BU-020	M. BENZ	MB401.900/01/05/09/12/19/21/28 BR400 89/... O372 O400 L1395 - 9,6/10,0/12,0/12,8/15,9 - OM 401/A/402/403/404/A V6 OM449 OM447 BR400 OM402/LA V8 OM403 V10	Diesel	2 3 1	M15 x 2 x 170 M15 x 2 x 145 M15 x 2 x 109	Dodecagonal con ala		4229900401 4229900301 4229900201	TC-717-17	JR-484-07		\$ 32.455
									TC-747-07	JR-485-07		
										JR-500-07		
BU-511	M.W.M.	CHEVROLET S10 TD BLAZER TD - 2,8 - SPRINT 4.07T	Diesel	10	M14 x 2 x 165	Hexagonal						\$ 39.898
BU-021	M.W.M.	FORD VALMET F100 F1000 F4000 - 2,9/3,9/5,9 - D229	Diesel	16	M14 x 2 x 135	Hexagonal con flange			TC-520-20	JR-329-20	JD-165-20	\$ 58.757
										JR-378-20		
										SJ-247		
BU-090	M.W.M.	FORD VALMET F2000 F4000 1994/96 F11000 F14000 - 2,9/3,9/5,9 - D229	Diesel	24	M14 x 2 x 135	Hexagonal con flange			TC-520-20	JR-349-20	JD-165-20	\$ 45.582
										SJ-248		
BU-512	M.W.M.	FORD F100 CHEVROLET SILVERADO 6 CIL. - 4,2 - SPRINT 6.07TD	Diesel	14	M14 x 2 x 165	Hexagonal			TC-659-20	SJ-348	JD-348-ST	
BU-255	M.W.M.	SERIE 10 4 CILINDROS 4.3TD/TDAC	Diesel	16	M14 x 2,00 x 147	Hexagonal con ala						\$ 71.789
BU-256	M.W.M.	SERIE 10 6 CILINDROS 6.0TD/TDAC	Diesel	24	M14 x 2,00 x 147	Hexagonal con ala						
BU-016	MAXION	CHEVROLET FORD RANGER SPRINTER - 2,5/2,8 - 200 300 TDI POWER STROKE DIESEL	Diesel	4 4 10	M10 x 1,5 x 117 M12 x 1,5 x 100 M12 x 1,5 x 140	Hexagonal con flange		A0099901301 A0099901101 A0099901201	TC-628-20	SJ-272	JD-174-ST	\$ 33.148
									TC-628-MG			
BU-189	MAXION	FORD RANGER 16V - 3,0 - POWER STROKE TD (SOCH)	Diesel	10	M12 x 1,5 x 140	Torx interior con ala y arandela		70740783	TC-888-20	SJ-524	JD-524-ST	\$ 25.140
									TC-888-MG	SJ-525	JD-525-ST	
BU-510	MITSUBISHI FORD HYUNDAI	L200 CANTER T35 PAJERO MONTERO FORD: BRONCO II TD RANGER 2WD HYUNDAI: H100 H1/LA/ACTROS - 2,4/2,5 - 4D55T/4D56/D4BA-X/D4BH	Diesel	18	M12 x 1,25 x 106	Hexagonal interior			TC-441-20	SJ-476		\$ 75.944
									TC-441-MG			
BU-514	NISSAN	BLUEBIRD VANETTE TRADE 80/... 4 CIL. - 2,0 - LD20/E	Diesel	7 4	M12 x 1,75 x 126 M12 x 1,75 x 156	Hexagonal interior			TC-545-07	JR-452-06		\$ 23.460
BU-240	NISSAN RENAULT	PRIMASTAR INTERSTAR MASTER TRAFIC - 2,5 - G9U-720/724/730/750/754	Diesel	10	M12 x 1,50 x 131	Torx con ala			TC-432-20	JR-411-15	JD-411-20	\$ 87.001
										SJ-411		
BU-522	NISSAN FORD	TERRANO D/TD PATHFINDER TRUCK D21 FORD MAVERICK TD - 2,7 - TD27/TD27T	Diesel	18	M12 x 1,5 x 113	Hexagonal			TC-282-20	SJ-527		\$ 94.922
									TC-282-MG			
BU-515	NISSAN	LAUREL CEDRIC MAXIMA SKYLINE BLUEBIRD 6 CIL. - 2,8 - LD28	Diesel	9 5	M12 x 1,75 x 126 M12 x 1,75 x 156	Hexagonal interior con cuello			TC-546-06	JR-444-06		\$ 18.652
BU-505	PERKINS FIAT FORD	TRACTOR 350 VIÑATERO MF 150/155/250/165 69/90 265 MF50 MF50X/55X/135/200/235/250 DODGE: POLARA D100/200 FORD:F100 P-	Diesel	9	7/16" x 20 UNF x	Hexagonal		32181458				











CODIGO	MARCA	DESCRIPCION	COMB.	CANT	MEDIDAS	CABEZA	Nº ORIGINAL	JUEGOS EN LOS QUE APLICA			P. FINAL	
								TC	JR / SJ /	JD		
BU-099	FORD MASSEY FERGUSON	UP JEEP F100 TRACTOR 8 BR INY. INDIRECTA - 2,4/2,5/3,3 - 3-152 4.203		9	100	Hexagonal		32181455		JR-532-01		\$ 10.032
										JR-532-20		
										SJ-210		
										SJ-223		
										SJ-227		
										SJ-239		
										SJ-262		
										SJ-503		
BU-099	PERKINS	3-152 - 2,5	Diesel	12	7/16NF-3/8NF x 152.4	Espárrago		32754415				\$ 19.814
BU-100	PERKINS	3-152 - 2,5	Diesel	6	7/16NF x 109,6 A16B19	Espárrago		32524133				\$ 8.964
BU-101	PERKINS	3-152 - 2,5	Diesel	1	7/16NF x 117,4 A19B24	Espárrago		32524134				\$ 1.735
BU-115	PERKINS	3-152 - 2,5	Diesel	20	3/8NF x 36,5 A12B16	Espárrago		825258				\$ 8.215
BU-117	PERKINS	3-152 - 2,5	Diesel	15	5/16NF x 38,1 A13B18	Espárrago		826232				\$ 6.424
BU-103	PERKINS	3-152AD - 2,5	Diesel	1	7/16NF x 104 A15B19	Espárrago		32524148				\$ 1.520
BU-116	PERKINS	4-203 - 3,4	Diesel	13	3/8NF x 41 A13B19	Espárrago		1544				\$ 6.273
BU-110	PERKINS	4-212 / 4-236 / 4-248 - 3,9/4,0	Diesel	1	1/2NF x 121 A19B20	Espárrago		32526311				\$ 2.006
BU-098	PERKINS	4.248 AGRICOLA 4.236 MF:85 270 275 285 290 CASE 580H - 4,1 - A 4.248	Diesel	13	Ar 7/16-NF x 85	Hexagonal con ala		32181457	TC-450-20	JR-195-20		\$ 30.370
										SJ-195		
BU-094	PERKINS MASSEY FERGUSON FORD	TRACTOR MF 1075 1078 1088 1175 1185 COSECHADORA PF DP600 F6000 DODGE:DP400/500 64/... FORD: F350 600 - 5,0 - 6PF 305	Diesel	13	7/16" x 20 UNF x 100	Hexagonal		32181458	TC-312-03	JR-191-01	JD-114-03	\$ 26.931
									TC-312-20	JR-191-20	JD-114-20	
									TC-362-01	JR-248-03	JD-114-ST	
									TC-362-20	JR-248-20	JD-118-01	
										JR-267-03		
										JR-267-20		
										SJ-211		
										SJ-213		
BU-526	PERKINS MASSEY FERGUSON FORD	TRACTOR MF1095 1098 1175 1195 1215 1175 1215 1218 296 5140 5160 DODGE: DP600/700/800 68/... FORD: F600/700 1100 P112 P137/99 9T - 5,8 - 6.354-2	Diesel	12 20	1/2 - 20 x 93 1/2 - 20 x 113	Hexagonal con flange		32166219 32166221	TC-365-04	JR-196-04	JD-115-04	\$ 69.042
									TC-365-11	JR-196-11	JD-115-11	
									TC-365-20	JR-196-20	JD-115-20	
									TC-446-11	JR-289-11	JD-115-ST	
									TC-446-20	JR-289-20	JD-125-11	
									TC-752-07	JR-249-04	JD-125-20	
										JR-249-11	JD-125-ST	
										JR-249-20		
										JR-305-11		
										JR-305-20		
										JR-705-07		
										SJ-212		
										SJ-225		
										SJ-232		
										SJ-234		

CODIGO	MARCA	DESCRIPCION	COMB.	CANT	MEDIDAS	CABEZA	Nº ORIGINAL	JUEGOS EN LOS QUE APLICA			P. FINAL
								TC	JR / SJ /	JD	
BU-095	PERKINS	T6354-2 - 5,8	Diesel	12	1/2-NF x 89 RW	Hexagonal 	32181454				\$ 22.775
BU-096	PERKINS	T6354-2 - 5,8	Diesel	20	1/2-NF x 105 RW	Hexagonal 	32181455				\$ 40.734
BU-107	PERKINS	T6354-2 - 5,8	Diesel	2	1/2NF x 105 A19B19	Espárrago 	32526312				\$ 3.375
BU-097	PERKINS	T6354-4 - 5,8	Diesel	6	Ar 5/16-NF x 101,6 RX	Hexagonal 	2172142				\$ 16.558
BU-102	PERKINS	TAPA BALANCÍN T6354-2 - 5,8	Diesel	6	7/16NF x 85,7 A16B23	Hexagonal 	826621				\$ 9.656
BU-112	PERKINS	DISTRIBUCIÓN T6354-2 - 5,8	Diesel	2	1/2NF x 75 A18B22	Hexagonal 	1535				\$ 2.898
BU-111	PERKINS	ESPÁRRAGO	Diesel	1	1/2NF x 146 A19B68	Espárrago 	32526319				\$ 2.213
BU-104	PERKINS	ESPÁRRAGO	Diesel	6	7/16BSF x 117,5	Espárrago 	32577309				\$ 11.869
BU-105	PERKINS	ESPÁRRAGO	Diesel	12	7/16BSF-3/8BSW x 152	Espárrago 	32761118				\$ 24.447
BU-106	PERKINS	ESPÁRRAGO	Diesel	1	1/2NF x 101 A16B20	Espárrago 	1532				\$ 1.735
BU-108	PERKINS	ESPÁRRAGO	Diesel	1	1/2NF x 136,5 A19B26	Espárrago 	32526323				\$ 2.213
BU-109	PERKINS	ESPÁRRAGO	Diesel	1	1/2NF x 127 A19B26	Espárrago 	32526324				\$ 2.213
BU-113	PERKINS	ESPÁRRAGO	Diesel	1	3/8-5/16NF x 97	Espárrago 	5825241				\$ 1.735
BU-114	PERKINS	ESPÁRRAGO	Diesel	1	3/8-5/16BSF/BSW x 98	Espárrago 	32757416				\$ 1.735
BU-123	PEUGEOT RENAULT	206 16V 2000/...M725 TWINGO CLIO/II SANDERO KANGOO - 1,0/1,1 - D4D/D4F 702/712/720		10	M9 x 1,25 x 123	Torx con ala 		TC-886-15	JR-426-15	JD-426-15	\$ 16.709
								TC-886-MG	JR-528-15	JD-528-15	
									SJ-426		
									SJ-528		
BU-033	PEUGEOT CITROEN	C2 C3 BERLINGO 106 205 306 307 PARTNER XSARA SAXO ZX - 1,1/1,3/1,4/1,6 - TU1/2/3/4 TU3JP KfV/KfW/K6D TU5JP/J2		10	M10 x 1,5 x 176	Torx con ala y cuello 	9624951480 020483	TC-648-15	JR-379-15	JD-175-15	\$ 19.336
								TC-648-MG	JR-509-15	JD-509-15	
								TC-649-15	JR-515	JD-515	
								TC-787-15	SJ-509		
								TC-787-MG	SJ-279		
BU-032	PEUGEOT CITROEN	504 505/GAMMA 505 CON AIRE ACOND. 604 305 306 309 405 SRI 406 806 PARTNER BERLINGO XSARA XANTIA - 1,6/1,8/1,9/2,0 - XN1 XN2 XNA GR/SR XN1/XN2 XN6 XU5CP/M XU7JP/Z/JB 8V XU92C/5/M/J1/J2 XU7JB		10	M11 x 1,5 x 175	Torx interior 	9600597780 020457	TC-428-15	JR-276-15	JD-143-15	\$ 27.257
								TC-428-18	JR-317-15	JD-176	
								TC-616-15	JR-370	JD-252-15	
								TC-616-MG	JR-385	JD-385	
									JR-387	JD-387	
									SJ-252		
									SJ-253		

CODIGO	MARCA	DESCRIPCION	COMB.	CANT	MEDIDAS	CABEZA	Nº ORIGINAL	JUEGOS EN LOS QUE APLICA			P. FINAL		
								TC	JR / SJ /	JD			
										SJ-278		\$ 16.439	
										SJ-385			
										SJ-387			
BU-223	PEUGEOT CITROEN	206 307 PARTNER C2 C3 BERLINGO XSARA - 1,6 - TU5JP4 (NFU/N6A) 16V		10	M10 x 1,50 x 122	Torx (E14) con arandela	  	0204C4	TC-785-15	JR-511	JD-511		
									TC-785-MG	SJ-511			
BU-031	PEUGEOT CITROEN	BERLINGO XSARA XANTIA 305 306 309 405 SRI 406 806 PARTNER - 1,6/1,8/1,9 - XU5CP/M XU7JP/Z/JB 8V XU92C/5/M/J1/J2		10	M11 x 1,5 x 168	Torx interior con ala	 	020489	TC-616-15	JR-370	JD-176	\$ 28.300	
									TC-616-MG	JR-385	JD-385		
										JR-387	JD-387		
										SJ-278			
										SJ-385			
BU-026	PEUGEOT	404 504 505/GAMMA 505 CON AIRE ACOND. 604 - 1,6/1,8/2,0 - XC7 XC6A XC7 XM7/T/P XN1 XN2 XNA GR/SR XN1/XN2 XN6		10	M12 x 1,5 x 148	Hexagonal	 	7700855231	TC-358-15	JR-199-15	JD-111-15	\$ 26.095	
									TC-358-18	JR-233-15	JD-120-15		
									TC-409-15	JR-276-15	JD-143-15		
									TC-409-18	JR-317-15	JD-252-15		
									TC-428-15	SJ-252			
									TC-428-18	SJ-253			
BU-057	PEUGEOT CITROEN FIAT	504 505 J5 J7 1973/93 (0199416) CITROEN C25 1981/... FIAT DUCATO 1981/... - 1,8 - 280/A14-169B XC7 - XM7/T/P		10	M11 x 1,5 x 109	Hexagonal	 		TC-409-15	JR-233-15	JD-120-15	\$ 15.181	
									TC-409-18				
BU-202	PEUGEOT	308 406 407 607 807 3008 16V		10	M11 x 1,5 x 127	Torx con flange y arandela	  	020495				\$ 24.176	
BU-028	PEUGEOT	305 GTX 306 309 GT- 405/SRI 1987/93 CITROEN BX19 1984/93		10	M12 x 1,5 x 120	Torx interior con ala	 		TC-616-15	JR-370	JD-176	\$ 22.091	
									TC-616-MG	SJ-278			
BU-034	PEUGEOT CITROEN	306 406 XSARA XANTIA - 1,8/2,0 - XU7JP4 XU10 J4R/RFV 16V		10	M11 x 1,5 x 159	Torx con ala y arandela	  	020480	TC-599-15	JR-394-15	JD-394-15	\$ 31.086	
										SJ-394			
BU-055	PEUGEOT RASTROJERO	404 T4B J7 TB INDENOR 71/80 RASTROJERO 1972/... - 1,8/1,9 - TMD85/X85 XD/XDP 4.88	Diesel	7 7 8	M11 x 1,5 x 118 M11 x 1,5 x 109 M11 x 1,5 x 92	Hexagonal	 		TC-359-02	JR-200-20	JD-119-20	\$ 33.148	
									TC-359-18	SJ-229			
									TC-359-20				
BU-030	PEUGEOT	205 305/6/9 405/6 806 EXPRESS T/TD EXPERT PARTNER BOXER TD CITROEN - 1,8/1,9 - XUD7/TE XUD9/TE	Diesel	10	M12 x 1,5 x 147	Torx interior con ala y punta piloto	 	020473 758090	TC-253-20	SJ-259	JD-164-ST	\$ 24.869	
									TC-253-MG				
BU-029	PEUGEOT	205 206 306 305/6/9 405/6 806 EXPRESS T/TD EXPERT PARTNER BOXER TD CITROEN 206 306 PARTNER EXPORT BERLINGO - 1,8/1,9 - XUD7/TE XUD9/TE DW8 DIESEL DWJ/DWY/WJZ/1WZ	Diesel	10	M12 x 1,5 x 124	Torx con ala y punta piloto	 	020466	TC-609-20	SJ-257	JD-164-ST	\$ 22.775	
									TC-609-MG	SJ-259	JD-257-ST		
									TC-643-20				
									TC-643-MG				
									TC-683-20				
									TC-683-MG				
									TC-721-20				
BU-025	PEUGEOT	205 305/6/9 405/6 806 EXPRESS T/TD EXPERT PARTNER BOXER TD CITROEN - 1,8/1,9 - XUD7/TE XUD9/TE	Diesel	10	M12 x 1,5 x 124	Torx interior con ala y punta piloto	 	9607384680 020465	TC-609-20	SJ-259	JD-164-ST	\$ 18.859	
									TC-609-MG				
									TC-643-20				
									TC-643-MG				
									TC-683-20				

CODIGO	MARCA	DESCRIPCION	COMB.	CANT	MEDIDAS	CABEZA		Nº ORIGINAL	JUEGOS EN LOS QUE APLICA			P. FINAL
									TC	JR / SJ /	JD	
									TC-683-MG			
									TC-721-20			
									TC-721-MG			
BU-192	PEUGEOT CITROEN	206 306 406 307 607 806 EXPERT PARTNER XSARA - 2,0 - DW10 HDI DIESEL	Diesel	10	M12 x 1,5 x 126	Torx con flange y punta piloto	 		TC-242-20	SJ-397	JD-397-ST	\$ 22.982
									TC-242-MG			
BU-046	PEUGEOT CITROEN	306 406 405 806 XSARA XANTIA EVASION - 2,0 - XU10J4R/RV 16V 132/135HP		10	M12 x 1,5 x 110	Torx interior con ala	 	020472 9605999480	TC-780-15	JR-505-15	JD-505-15	\$ 20.506
										SJ-594		
BU-119	PEUGEOT CITROEN	406 607 806 807 XSARA EVASION C5 - 2,0 - EW10J4 RFN EW10D RLZ 16V	Diesel Nafta	10	M11 x 1,5 x 145	Torx con ala y arandela	  		TC-783-15	JR-512		\$ 25.347
									TC-783-MG	SJ-512		
BU-023	PEUGEOT	504 505 604 - 2,3/2,5 - INDENOR XD2 XD3	Diesel	7 7 8	M11 x 1,5 x 120 M11 x 1,5 x 108 M11 x 1,5 x 98	Hexagonal con ala	 	020456/61 020454/60 020455/59	TC-538-20	SJ-215	JD-153-ST	\$ 26.867
BU-024	PEUGEOT	504 505 604 - 2,3/2,5 - INDENOR XD2 XD3	Diesel	7 15	M11 x 1,5 x 120 M11 x 1,5 x 108	Hexagonal con ala	 	020456/61 020454/60	TC-538-20	SJ-215	JD-153-ST	\$ 28.992
BU-121	PEUGEOT	ESPÁRRAGO		4	M10 x 1,50 x 53	Espárrago	 	9151353080				\$ 4.689
BU-122	PEUGEOT	ESPÁRRAGO		8	M10-M7 x 1,50 x 100	Espárrago	 	7932564588				\$ 16.558
BU-252	RENAULT	KWID - 0.8/1.0 - B4A BHD		8	M8 x 1,25 x 125	Dodecagonal con flange	 		TC-786-15		JD-819-15	\$ 11.057
									TC-786-MG		JD-819-MG	
BU-059	RENAULT PEUGEOT	CLIO/II TWINGO KANGOO SANDERO 206 - 1,0/1,1/1,2 - D7D/734 D7F D4D/D4F 702/712/720		10	M9 x 1,25 x 103	Torx con flange	 	7700869008	TC-332-15	JR-395-15	JD-395-15	\$ 16.558
									TC-886-15	JR-528-15	JD-528-15	
									TC-886-MG	SJ-395		
										SJ-528		
BU-038	RENAULT FORD VOLKSWAG EN	R12 R4/5/6/9/11/18/19/21 ESTAFETTE RODEO TWINGO CLIO EXPRESS FUEGO TRAFIC SUPER CINCO ALLIANCE ENCORE ESCORT/GL GOL - 1,1/1,2/1,3/1,4/1,6 - 668.01/10-810.88 810.01/02/03/05/19 C3G 847/847.20/81 C1J/C2J C1L C2L C3L CHT/AE		10	M10 x 1,5 x 100	Hexagonal con cuello	 	706305500	TC-378-15	JR-213-15	JD-112-15	\$ 10.906
									TC-378-18	JR-253-15	JD-122-15	
									TC-414-15	JR-298-15	JD-144-15	
									TC-414-18	JR-299-15	JD-147-15	
									TC-529-15	JR-339-15	JD-170-15	
									TC-530-15	JR-342-15	JD-299-15	
									TC-719-15	JR-371-15	JD-339-15	
										JR-372-15	JD-371-15	
										JR-490-15	JD-490-15	
										SJ-216		
										SJ-217		
										SJ-268		
BU-040	RENAULT	MEGANE SCENIC KANGOO CLIO I/II CLIO R19 EXPRESS - 1,2/1,4/1,6 - K7M/K7J E5F/E7F/E6J/E7J ENERGY		5 5	M10 x 1,5 x 98 M10 x 1,5 x 113	Torx con flange	 	7700738987 7700738986	TC-331-15	JR-212-15	JD-212-15	\$ 13.541
									TC-333-15	JR-344-15	JD-344-15	
										SJ-112		
BU-041	RENAULT	MEGANE CLIO SCENIC KANGOO LAGUNA - 1,4/1,6 - K4M/J 16V		10	M10 x 1,5 x 117	Torx con flange	 		TC-334-15	JR-343	JD-343-15	\$ 18.652
									TC-334-MG	SJ-343		
BU-124	RENAULT	CLIO II KANGOO MEGANE DCI - 1.5 - K9K COMMON RAIL	Diesel	10	M11 x 1,5 x 126	Torx (E14)	 		TC-893-20	SJ-504	JD-504-ST	\$ 21.756

CODIGO	MARCA	DESCRIPCION	COMB.	CANT	MEDIDAS	CABEZA		Nº ORIGINAL	JUEGOS EN LOS QUE APLICA			P. FINAL
									TC	JR / SJ /	JD	
BU-124	RENAULT	CLIO II KANGOO MEGANE BDF - 1,5 - F3R COMMON RAIL	Diesel	10	M12 x 1,5 x 120	con ala			TC-893-MG			\$ 21.730
BU-173	RENAULT VOLVO	LAGUNA SAFRANE SPACE S40/V40 - 1,7/1,9 - B4184S N7Q 16V B4204S/T		10	M12 x 1,75 x 157	Hexagonal con ala y cuello			TC-412-15	JR-405-15	JD-405-15	\$ 25.617
										SJ-405		
BU-037	RENAULT	R19 R9 R11 R21 CLIO/RT LAGUNA CHAMADE EXPRESS KANGOO TRAFIC SCENIC MEGANE - 1,7/1,8/1,9/2,0 - F1N F2N F3N F3P F8Q	Diesel Nafta	10	M12 x 1,5 x 109	Torx interior		7700855347	TC-594-15	JR-359-15	JD-163-ST	\$ 15.754
									TC-633-20	SJ-260	JD-359-15	
									TC-633-MG	SJ-367		
									TC-663-20	SJ-368		
BU-036	RENAULT	R19 R9 R11 R21 CLIO/RT LAGUNA CHAMADE EXPRESS KANGOO TRAFIC SCENIC MEGANE - 1,7/1,8/1,9/2,0 - F1N F2N F3N F3P F8Q F3R	Diesel Nafta	10	M12 x 1,5 x 113	Torx con flange y punta piloto		7700104499 758850	TC-595-15	JR-368-15	JD-163-ST	\$ 15.452
									TC-633-20	JR-506-15	JD-368-15	
									TC-633-MG	SJ-260	JD-506-15	
									TC-663-20	SJ-367		
									TC-663-MG	SJ-368		
BU-194	RENAULT	SCENIC LAGUNA CLIO II SPORT SANDERO RS- 1,8/2,0 - F4P F4R DOHC16V		10	M12 x 1,5 x 117	Torx con ala			TC-788-15	JR-514	JD-514	\$ 21.072
									TC-788-MG	SJ-514		
BU-253	RENAULT	FLUENCE CLIO III LAGUNA III MEGANE III SCENIC III QASHAI TIIDA X TRAIL SENTRA VERSA - 1.8/2.0 - MR18 MR20 16V M4R		10	M11 x 1,25 x 123	Torx con flange			TC-611-11	JR-729-15	JD-729-15	\$ 20.021
									TC-611-15	JR-729-MG	JD-729-MG	
									TC-611-MG	SJ-729		
BU-039	RENAULT	CLIO MEGANE LAGUNA KANGOO R19 EXPRESS SCENIC - 1,9 - F8Q F9Q DIESEL INYECCION DIRECTA	Diesel	10	M12 x 1,5 x 119	Torx con flange		7700865991	TC-663-20	SJ-384	JD-384-ST	\$ 18.349
									TC-663-MG	SJ-367	JD-163-ST	
									TC-673-20			
									TC-673-MG			
BU-125	RENAULT	R12		10	M10 x 1,50 x 95	Hexagonal		706305400				\$ 10.906
BU-126	RENAULT	R12		10	M10 x 1,50 x 107,5	Hexagonal		706305401				\$ 11.869
BU-127	RENAULT	R12 R19 CLT		4	M7 x 1,00 x 102 A14B50	Espárrago		607154202				\$ 3.375
BU-128	RENAULT	ESPÁRRAGO VÁLVULA		2	M7 x 1,00 x 95 A10B18	Espárrago		607201602				\$ 2.691
BU-129	RENAULT	ESPÁRRAGO		7	M8 x 1,25 x 40 A11B18	Espárrago		706329400				\$ 3.646
BU-254	TOYOTA	ETIOS YARIS - 1.5 - 2NR-FE		10	M10 x 1,50 x 126	Dodecagonal interior			TC-799-11	JR-563-15	JD-563-15	\$ 20.021
									TC-799-15	JR-563-MG	JD-563-MG	
									TC-799-MG	SJ-563		
BU-519	TOYOTA	HICE COROLLA TOWNACE CARINA DAIHATSU: DELTA WIDE - 1,8 - C1/T DIESEL	Diesel	8 10	M11 x 1,25 x 123 M11 x 1,25 x 146	Dodecagonal con ala			TC-554-20			\$ 82.161
				TC-554-MG								
BU-207	TOYOTA	COROLLA AURIS AVENSIS CELICA RAV 4 SPIDER FIELDER MR2 16V		10	M10 x 1,5 x 147	Dodecagonal Interior			TC-433-15	JR-459-15		\$ 22.298
BU-517	TOYOTA	HILUX ACE HIACE LANDCRUISER DYNA - 2,2/2,4/2,8 - L/2L/2LT/2LTE/3L	Diesel	4 14	M12 x 1,25 x 106 M12 x 1,25 x 126	Dodecagonal con ala		9091002081 9091002080	TC-487-20	JR-542-07		\$ 52.182
				TC-487-MG								
				TC-574-20								
BU-170	TOYOTA	HILUX D-4D 4WD SW4 HIACE FORTUNER DYNA 150 - 2.5/3.0 - 2KD- FTV 1KD-FTVDOHC 16V	Diesel	10 8	M12 x 1,25 x 110 M12 x 1,25 x 167	Dodecagonal con flange			TC-926-20			\$ 63.096
									TC-926-MG			
									TC-342-11			
									TC-347-11			
									TC-931-20			
BU-518	TOYOTA	HILUX TD 4 RUNNER LANDCRUISER - 3,0 - 1 KZ T/TE125 HP	Diesel	18	M12 x 1,25 x 126	Dodecagonal con ala			TC-877-20	SJ-544		\$ 56.608
									TC-877-MG			

CODIGO	MARCA	DESCRIPCION	COMB.	CANT	MEDIDAS	CABEZA	Nº ORIGINAL	JUEGOS EN LOS QUE APLICA			P. FINAL	
								TC	JR / SJ /	JD		
BU-045	VOLKSWAGEN	GOL 1000 SAVEIRO POLO 1995/... SEAT IBIZA 1996/...		10	M9 x 1,25 x 112	Dodecagonal interior con flange y punta piloto			TC-720-15	JR-361-15	JD-361-15	\$ 16.558
									TC-720-MG	JR-536	JD-536-15	
										JR-548	JD-548	
										SJ-361		
										SJ-536		
BU-530	VOLKSWAGEN	GOL 1000 SAVEIRO POLO 1995/... SEAT IBIZA 1996/...		10	M9 x 1,25 x 138	Dodecagonal interior con ala			TC-720-15	JR-361-15	JD-361-15	\$ 16.439
									TC-720-MG	JR-536-15	JD-536-15	
										JR-547	JD-547	
										JR-549	JD-549	
										SJ-361		
	SJ-536											
BU-209	VOLKSWAGEN	GOLF IV FOX SURAN GOL POLO CADDY DERBY POINTER - 1,4/1,6 - AUD/AKK/AKQ/AHW/BKR/BAH/BJA/BPA		10	M9 x 1,25 x 133	Dodecagonal interior con flange		WHT001865				\$ 13.183
BU-042	VOLKSWAGEN FORD	GOLF GOL GACEL FOX CADDY PASSAT JETTA SANTANA VAN POINTER LUPO GACEL SENDA CARAT POLO VENTO CLASSIC DERBY GALAXY ESCORT - 1,5/1,6/1,8/2,0 - ZC/YJ/FL/FB/FD/FH/FK YN/YP/YH/YT/YS VY/VZ/YW/YN/EM/FS/FT/FR/FN/FP/WP/WY/WV AP AUDI 827 ABA/AKR/ATU/AWF/AWG/AGG		10	M11 x 1,5 x 98 Arandelas A11,5 x 21,5 x 4H	Dodecagonal interior con cuello y arandela		049103384B 049103385 050103384	TC-363-15	JR-302-15	JD-129-15	\$ 20.021
									TC-363-MG	JR-326-15	JD-130-15	
									TC-434-15	JR-360-15	JD-171-15	
									TC-456-15	JR-453-15	JD-453-15	
									TC-497-15	JR-461-15	JD-461-15	
									TC-497-MG	SJ-240		
									TC-498-15	SJ-241		
									TC-498-MG	SJ-266		
BU-049	VOLKSWAGEN	GACEL SENDA SANTANA GOL CARAT POLO CLASSIC FOX POINTER LUPO DERBY - 1,6/1,8 - AP		10	M11 x 1,5 x 106	Dodecagonal interior con flange			TC-497-15	JR-326-15	JD-130-15	\$ 16.439
									TC-497-MG	SJ-241		
BU-044	VOLKSWAGEN SEAT	GOL POLO PASSAT VENTO GOLF IBIZA CORDOBA TOLEDO - 1,6/1,8 - IF AFT/ADZ		10	M11 x 1,5 x 110 Arandelas A11,5 x 21,5 x 4H	Dodecagonal interior		0491033853 032103384	TC-498-15	JR-510-15	JD-510-15	\$ 18.652
									TC-498-MG	SJ-510		
BU-043	VOLKSWAGEN	SENDA SAVEIRO GOL CADDY GOLF PASSAT KOMBI SANTANA POLO GOLF CADDY PASSAT VENTO TRANSPORTER - 1,6/1,9 - CR/JK/DR/JF/C5 1Y/X AAZ	Diesel	10	M12 x 1,75 x 115	Dodecagonal interior con arandela		068103384A	TC-527-20	SJ-242	JD-148-ST	\$ 19.336
									TC-652-20	SJ-271	JD-173-ST	
									TC-652-MG			
BU-050	VOLKSWAGEN	POLO GOLF CADDY PASSAT VENTO TRANSPORTER - 1,9 - 1Y/X AAZ	Diesel	10	M12 x 1,75 x 110	Dodecagonal interior con flange			TC-652-20	SJ-271	JD-173-ST	\$ 17.187
									TC-652-MG			
BU-237	VOLKSWAGEN	AMAROK TDI 16V CRAFTER - 2.0 - CDBA CDCA CKT/C CKUB/C CNEA/FA/FB CSHA	Diesel	10	M12 x 1,75 x 137	Dodecagonal interior con punta piloto			TC-355-MG	SJ-596	JD-596-ST	\$ 17.665
BU-137	VOLKSWAGEN	TRANSPORTER T4/TDI 5 CILINDROS MULTIVAN CALIFORNIA CARAVELLE EUROVAN LT - 2,4/2,5 - AAB/AJA/ACV/AGX/AHD/AJT/AAF/ACU/AEN/AET/AEU/APL	Diesel	12	M12 x 1,75 x 115	Dodecagonal interior con arandela		068103384A				\$ 26.238
BU-228	VOLKSWAGEN	BORA GOLF IV PASSAT POLO NEW BEETLE SHARAN VARIANT SEAT ALHAMBRA CORDOBA EXEO IBIZA LEON /T TOLEDO 4 CIL. 20V3		10	M10 x 1,50 x 120	Spline especial interior			TC-815-15	JR-517-15	JD-517-15	\$ 20.506
BU-229	VOLKSWAGEN	BORA CADDY GOLF JETTA NEW BEETLE PASSAT POLO SHARAN TOURAN SEAT ALHAMBRA ALTEA CORDOBA EXEO IBIZA LEON TOLEDO 4 CIL.		10	M10 x 1,50 x 120	Spline especial interior con			TC-697-15	JR-338-15	JD-338-15	\$ 20.355
									TC-816-15	JR-475-15	JD-475-15	